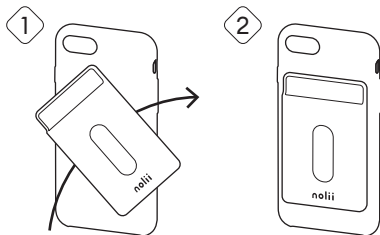
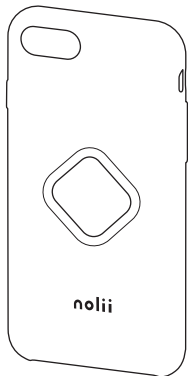


Pairing with Couple Accessories*



Attach a Couple Accessory to Couple Case
and rotate clockwise to lock

Couple Case



*Couple Accessories sold separately

Instructions for Use

Please follow these instructions to ensure safe application of Couple Case to your phone.

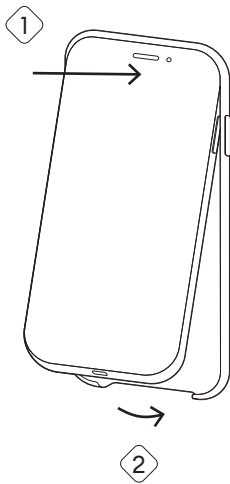
Attaching your phone

1. Insert your phone into the upper corners of your Couple Case.
2. Press down the bottom of your phone gently into the lower lip of your Couple Case.

Pairing with Couple Accessories*

1. Insert the Couple Smart Lock™ on the back of your Couple Accessory into the matching hole on the back of Couple Case. The Couple Accessory should be at a 45° angle with the opening point upwards and left.
2. Turn clockwise until you feel Couple Wallet clip securely into place.

Attaching your phone to Couple Case



* Couple Accessories sold separately