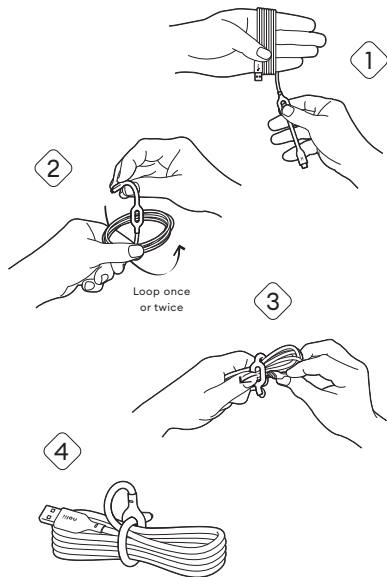
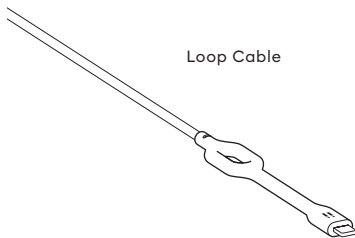


How to tie Loop cable



Loop



Instructions for Use

Use these instructions to properly wrap your Loop, or to dock it using the base.

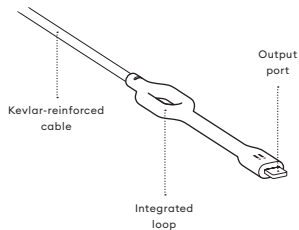
Bundling Your Loop

- Holding the input end of Loop with the cable facing up, bundle the cable loosely around your four fingers
- Removing your fingers, use the excess length (with loop) to tie the bundle around the middle
- Bend the looped connect around the middle until it reaches it's own loop, before threading it through

Docking Your Loop

- Remove the protective film from the bottom of your base
- Press the bottom of your base firmly onto a clean, flat surface
- Press the loop securely over the top of your base

Key Features



Loop cable docked

